

StormBank™ Garden

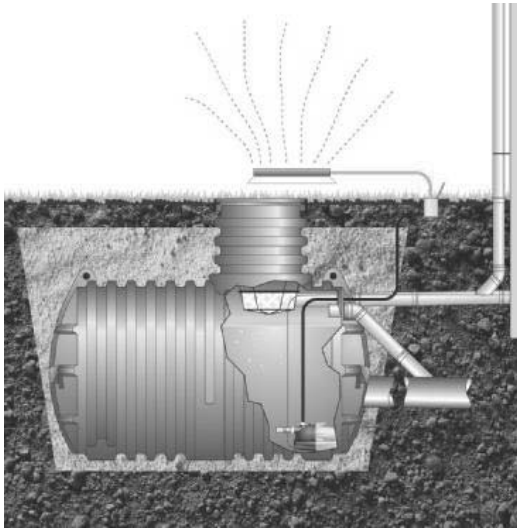
Beat the Hosepipe Ban!

A large part of overall water consumption by a household can be garden use, especially in the summer months. As well as the full rainwater harvesting system, Hydro International can also supply a simple StormBank™ Garden system.

The StormBank™ Garden collects water from the roof in the same way as the full system, but no control panel is required inside the house. Instead, a supplied hose runs from a pump in the tank to a connection at the surface ready for your garden hose or sprinkler.

Perfect for Retrofit

The StormBank™ Garden system is ideal for retrofitting to existing buildings. No internal pipework need be changed, while the only connection to the house required is a fused power supply. The installation is simple and easy, and using the system is as easy as turning the tap on!



Since there is no mains water connection, this system can continue to be used without contravening any hosepipe restrictions in force in your area

The StormBank™ Garden system uses a high strength, ribbed, polyethylene tank, rotamoulded in a single piece to guarantee against cracks and leaks. The tank is covered by a 15 year material guarantee, when installed in accordance with our recommendations.

High Strength, Rotamoulded LDPE Tank







- Complete with inlet, overflow and cable duct connections
- Pre-fitted internal filter
- Overflow siphon with rodent trap

Sizes available:

1000, 1800, 3300, 5000, 6000 litres



StormBank™ Garden Components

<p>The StormBank™ Garden Kit comes complete with all the components and accessories required – please check on delivery that all components pictured have been supplied. If you have any queries please call us on 01275 878371.</p>	<p>1 x Automatic Pump complete with 10m sealed cable 1100W, Max flow 51 l/min, 41m Head</p> 	<p>1 x Hose Connection Point</p> 
<p>1 x Pump Lifting Rope</p> 	<p>1 x Plastic Pump Inlet Filter</p> 	<p>1 x Delivery Hose (10m x 20mm external diameter)</p> 
<p>1 x 3/4" Female 20mm Hose Insert & Washer</p> 	<p>1 x 1" Male – 20mm Hose Insert</p> 	<p>4 x 20mm Stainless Steel Jubilee Clips</p> 

StormBank™ Garden Installation

The tank installation itself is very simple, requiring only a sand base and backfill. However, there are some important points to bear in mind:

- 1) It is essential that the inside of the tank is kept clean during installation. Any debris extracted through the system may damage the pump.
- 2) To avoid any lateral forces acting on the tank, it should be situated outside of a 45-degree angle of the base of any nearby foundations. This typically means the tank should be at least 2-3m from any building.
- 3) In the presence of a high water table or where the backfill material may be subject to saturation during construction, the advice of a suitable engineer should be sought in order to avoid unwanted buoyancy and deformation. Similarly, in a hillside location a retaining wall may be required and professional advice should be sought.
- 4) The excavation should not be made in a depression to prevent ingress of water.